

May 2006

KL7KC

Fairbanks, Alaska



Inside this issue:

<i>Antique Antenna</i>	2
<i>History of Connectors</i>	3
<i>Ladderline to Eternity — Part 3</i>	5
<i>TV Pioneer Dies at 98</i>	6
<i>AARC Board Notes</i>	7
<i>Call to ACTION!</i>	8

Friendly Frontier Days — Delta Celebrates Again!

Step back in time to celebrate the frontier roots of Delta Junction. Friendly Frontier Days is scheduled for Saturday, May 27, 2006. Events kick off at 10 AM. A good time is sure to be had by all! Some of the events already being planned are: A frontier costume contest, pig kissin' contest, pet parade, hayrides, kid's events, BBQ, music, raffle, square dancing and additional events throughout the community.

Last year, AARC hams enjoyed a real hoot operating and explaining ham radio to visitors to the celebration under blue skies. This year should be no different — except no promises about the weather — and everyone is welcome to join the fun. Special event call sign K7F will be activated. Hams from the Grizzly and Fort Greely ARCs will also participate, so come on down to meet your “neighbors”.

Activities will include WinLink, APRS, and satellite operations as well as HF and repeater

contacts. Operating Frequencies: 3920 7240 14.250 21.300 146.82 and 444.900 MHz (Contacts, demonstrations and talk-in); 146.52 Simplex for talking, 147.96 (Packet, Winlink) 144.39 (APRS) .

If you would like to volunteer equipment or time, give Larry N1TX a call at 488-8399 or email n1tx@amsat.org.

Kiss a Pig!

So, you may wonder, what else is there for your family to do? Priceless opportunities abound.

Do you have a friend or family member that you would love to see kiss a pig? This is your chance to make that dream come true. Nomination and Voting cans are scattered throughout town. The top three vote getters will kiss a pig during our Friendly Frontier Days celebration May 27. Gosh, this should be a sight to see. Nominations are \$5 and votes are \$1. Vote as often as you like. Pig voting cans are located at the Buffalo Diner,

Delta Library, IGA Food Cache, Frontier Pull Tabs, Granite View Sports, Mt. McKinley Bank, Poorboy Restaurant, Wells Fargo and there are two cans at Ft. Greely. The Delta Chamber office will also take nominations or Votes.


If you're not up to actually kissin' a pig in the annual pig kissin' contest during the Friendly Frontier Days, don't worry you can still have a cute little pig or two as a souvenir. This years Friendly Frontier Days T- shirts are just cute as a “pigs ear” and priced right, too. T-shirts adult small to extra large will be \$13, kids shirts \$10 and 2xxl and 3xxxl will be \$14. Shirts will arrive in the Delta Chamber office by May 2 and are available to purchase after that date.

Location

Sullivan Roadhouse across the street from the Visitor's Center at the intersection of the AL-CAN and Richardson Highway in Delta Junction. #

Help Wanted for 2006 Tour-de-Cure !

- Annual bike ride to benefit diabetes research.
- AARC volunteers needed for safety.
- See page 2 for complete details



I've never been much of a DXer. In 25 years of hamming, I've never applied for DXCC. I don't even know if I qualify. Sure, I'll jump into a pileup for fun or rack up a few countries in a contest. That's how I snagged this one in 1997 on 80m from New Hampshire. Perhaps the rarest country I ever worked. DE N1TX.

If you have an interesting QSL to share, scan it or take a picture and send to n1tx@amsat.org.

Hams Needed in Fight Against Diabetes

by Helen Brown KL0CM

The sure signs of spring: mud tracked into the house, the geese come and gone from Creamer's Field, and the American Diabetes Association asking for our help with the Tour-de-Cure on June 3rd.

This is always a great excuse to be out in the sun at the start of summer. And it is a wonderful way for new hams to learn about providing emergency & event communications.

Last year, for the first time, riders had to sign in at the checkpoints. It was wonderful. We all felt like we had so much better a handle on what was happening. And when one person never came in we were quickly able to find out he had disappeared between the start and the first checkpoint. This early disappearance was soon tracked down to a need to baby-sit grandchildren. We have his word that this year he will not just duck out!

This year's tour will be Saturday, June 3. As usual it will start and end at the event tent at Pike's Landing.

We still have lots of openings. Here is how it is shaping up:

Net Control at Pike's: TBD

Intersection of University & Geist Road; TBD

Goldstream & Old Steese: WL7CRD, Dave
WL7CRE, Carol

Dog Musher's Hall: TBD

New Steese & Johanson: KL1AZ, John

Spotter: TBD

(This happened by accident last year and it worked very well. We need someone stationed at Farmer's Loop and Ballaine Road at the just after 9:30, and hanging around till 10:30 to let us know who the last 50K riders are -last year it was a when the last 25K rider makes the last minute decision to take the 50K route.)

"Goffer": TBD

Riding Hams:

KL7XO, Steve

KL0VB, Ray

KL7WO, Kevin

For those who regularly provide safety net services for events, this is a way to stay in top form. For those who never have, this is a good place to learn; you use the same skills you need on the Quest, but the pressure is off, it lasts a half day instead of a weekend or longer, the weather is 65 above instead of 45 below, the sun is shining, the lunch is free, if we need to call an ambulance it will be there in 10 minutes instead of 10 hours, and that night we get to sleep in our own beds instead of on a cold floor.

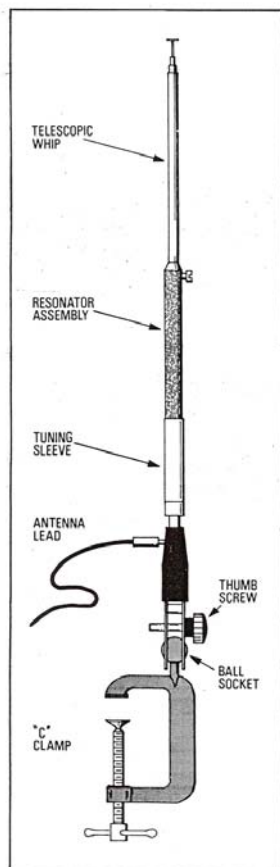
Everyone's help is appreciated. To volunteer, contact Helen Brown KL0CM at hrbrown@gci.net or call 451-8970. #



Tour-de-Cure on
June 3!

STA-250

**PORTABLE
H.F. ANTENNA**



The STA-250 Portable HF Antenna (circa 1970)

by Dan Wietchy KL1JP

While cleaning out some storage boxes the other day, I came across an antenna I used in conjunction with a 1970's Spilsbury & Tindall SBX-11 (4 channel - 5 watt D-cell) HF radio. Being more active in Ham radio now, this older antenna piqued my interest. It features several unusual properties: a manual tuning sleeve, a

small footprint and most notably, its 18 inch packability. It's small enough to fit inside a lunch pail. I "googled" the name and the manufacturer but other than the original technical sheet that came with the antenna, no similar antennas appear to be around or for sale.

Needless to say, I'll be connecting this one up to my

Yaesu 897 to check its performance and capability.

Length packed: 18 inches

Length extended: 84 inches

Total Weight: 2.5 lbs

Frequency Range: 2 MHz -15 MHz

Extended Frequency Range using the AC62 Extension: 1.6 MHz

Power Rating: 25W (50W PEP) #

The Secret History of Coax Connectors

Do you ever wonder how and why those ubiquitous connectors we all know and love (and love to hate) were developed? Read on! Here's a little interesting history from radio-electronics.com.

UHF Connector

The UHF connector, also sometimes known as the Amphenol coaxial connector was designed in the 1930s by a designer in the Amphenol company for use in the radio industry. The plug may be referred to as a PL259 coaxial connector, and the socket as an SO239 connector. These are their original military part numbers. These coaxial connectors have a threaded coupling, and this prevents them from being removed accidentally. It also enables them to be tightened sufficiently to enable a good low resistance connection to be made between the two halves.

The drawback of the UHF or Amphenol connector is that it has a non-constant impedance. This limits their use to frequencies of up to 300 MHz, but despite this these UHF connectors provide a low cost connector suitable for many applications, provided that the frequencies do not rise. Also very low cost versions are available for applications such as CB operation, and these are not suitable for operation much above 30 MHz. In view of their non-constant impedance, these connectors are now rarely used for many professional applications, being generally limited to CB, amateur

radio and some video and public address systems.

N-type Connector

The N-type connector is a high performance RF coaxial connector used in many RF applications. This coax connector was designed by Paul Neill of Bell Laboratories, and it gained its name from the first letter of his surname.

The connector has a threaded coupling interface to ensure that it mates correctly. It is available in either 50 ohm or 75 ohm versions. These two versions have subtle mechanical differences that do not allow the two types to mate. The connector is able to withstand relatively high powers when compared to the BNC or TNC connectors. The standard versions are specified for operation up to 11 GHz, although precision versions are available for operation to 18 GHz.

The N-type coaxial connector is used for many radio frequency applications including broadcast and communications equipment where its power handling capability enables it to be used for medium power transmitters, however it is also used for many receivers and general RF applications.

BNC Connector

The BNC coax connector is widely used in professional circles being used on most oscilloscopes and many other laboratory instruments. The BNC connector is also widely used when RF connections need to be made. The BNC connector has a bayonet fixing

to prevent accidental disconnection while being easy to disconnect when necessary.

The connector was developed in the late 1940s and it gains its name from a combination of the fact that it has a bayonet fixing and from the names of the designers, the letters BNC standing for Bayonet Neill Concelman. In fact the BNC connector is essentially a miniature version of the C connector which was a bayonet version of the N-type connector.

Electrically the BNC coax cable connector is designed to present a constant impedance and it is most common in its 50 ohm version, although 75 ohm ones can be obtained. It is recommended for operation at frequencies up to 4 GHz and it can be used up to 10 GHz provided the special top quality versions specified to that frequency are used.

TNC Connector

The TNC connector is very similar to the BNC connector. The main difference is that it has a screw fitting instead of the bayonet one. The TNC connector was developed originally to overcome problems during vibration. As the bayonet fixing moved slightly there were small changes to the resistance of the connections and this introduced noise. To solve the problem a screw fixing was used and the TNC coax cable connector gains its name from the words Threaded Neill Concelman.

The drawback of the UHF or Amphenol connector is that it has a non-constant impedance.



The BNC dates to the late 1940s.

(Continued on page 4)



(Continued from page 3)

Like the BNC connector, the TNC connector has a constant impedance, and in view of the threaded connection, its frequency limit can be extended. Most connectors are specified to 11 GHz, and some may be able to operate to 18 GHz.

SMA Connector

This sub-miniature coaxial cable connector takes its name from the words Sub-Miniature A connector. It finds many applications for providing connectivity for RF assemblies within equipments. It is often used for providing RF connectivity between boards, and many microwave components including filters, attenuators, mixers and oscillators, use SMA connectors.

The connectors have a threaded outer coupling interface that has a hexagonal shape, allowing it to be tightened with a spanner. Special torque spanners are available to enable them to be tightened to the correct tightness, allowing a good connection to be made without over-tightening them.

The SMA connector was originally designed in the 1960s for use with 141 semi-rigid coax cable. Here the center of the coax forms the center pin for the connection, removing the necessity for a transition between the coax center conductor and a special connector center pin. However its use extended to other flexible cables, and connectors with center pins were introduced.

SMA connectors are regularly used for frequencies well into

the microwave region, and some versions may be used at frequencies up to 26.5 GHz. For flexible cables, the frequency limit is normally determined by the cable and not the connector.

SMB Connector

The SMB connector derives its name as it is termed a Sub-Miniature B connector. It was developed as a result of the need for a connector that was able to connect and disconnect swiftly. It does not require nuts to be tightened when two connectors are mated. Instead the connectors are brought together and they snap fit together. Additionally the connector utilizes an inner contact and overlapping dielectric insulator structures to ensure good connectivity and a constant impedance.

SMB coaxial connectors perform well under moderate vibration only and the 50 ohm versions are often specified to 4 GHz. 75 ohm versions of the SMB coaxial connector are also available, but there are often not specified up to the same frequencies, often only about 2 GHz.

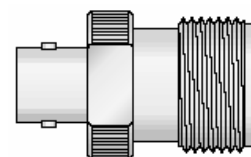
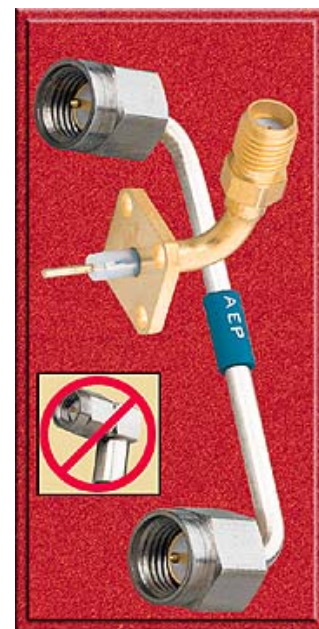
SMB coaxial connectors are not as widely used as their SMA counterparts. They are used for inter board or assembly connections within equipment, although they are not widely used for purchased microwave assemblies in view of their inferior performance.

SMC Connector

A third SM type connector is not surprisingly the Sub Miniature C or SMC coaxial cable connector. It is similar to the

SMB connector, but it uses a threaded coupling interface rather than the snap-on connection. This provides a far superior interface for the connection and as a result, SMC coaxial cable connectors are normally specified to operate at frequencies up to 10 GHz.

SMC coaxial cable connectors provide a good combination of small size and performance. They may also be used in environments where vibration is anticipated. In view of their performance they find applications in microwave equipment, although they are not normally used for military applications where SMA connectors tend to be preferred. #



SMC coaxial cable connectors provide a good combination of small size and performance.

Ladderline to Eternity — Episode III

by Eric Nichols KL7AJ

Inspector Leon Rodale surveyed the carnage on the production floor of Saguaro Southwest J-Pole Manufacturing Company. The perpetrators had been brutal, indiscriminate in their malfeasance. Not a single J-Pole had been left intact. What they had been looking for was anyone's guess.

Raul "Fleck" Nettleston sat in a fetal position amidst the wreckage, rocking back and forth and talking to himself. It was a horrendous sight to behold, even for the hardboiled Inspector Rodale. He knew that consoling Fleck was out of the question; the loss was just too devastating. Rodale would have to concentrate on solving the case, and leave the "soft" issues to the psychiatrists.

Axe Gottlieb approached the old inspector. "Have you ever seen anything like this, boss?"

Rodale took a drag on his pipe, and blew the smoke out slowly. "No son. This is what some people call a career-ender." He gazed furtively about the room. "SOME people, that is."

Axe nodded in understanding. "It's sad, isn't it? Do you think Mr. Nettleston will ever get over it?"

Rodale rapped his pipe on the railing, ejecting the ashes onto the shop floor. "It's hard to say. He built Saguaro Southwest from the ground up. It's his life. Or WAS his life."

Axe lowered his voice to a whisper. "Is it true about Mr. Nettleston? I mean about..."

"About his past?" Rodale said, completing Axe's words for him. "What have you heard, son?"

Axe bit his lower lip. "Well..." "You can't pussyfoot around in this business, son. Out with it."

A x e s i g h e d . "Well...I...I...think I heard he was responsible for the...the...the... Knight-Kit T-150."

Rodale stepped backwards an inch, betraying his own horror.

"Holy Mother of Jupiter, son! When I said don't pussyfoot around, I didn't mean to slap me upside the head with a bucket of fermented camel snot! Where did you hear such a horrible thing?! At least wait till the guy's dead before you desecrate him like that!"

Axe hung his head in repentance. "I'm sorry, sir. I'm just telling you what I heard."

Rodale put his hand on his protégé's shoulder. "I know you were, son." He surveyed the scene of the crime once more. "Well, I hate to admit this, but I think you've supplied a motive."

Axe raised his eyebrow. "I have?"

Rodale extracted a pouch of tobacco from the inside pocket of his tweed jacket, and ceremoniously refilled his pipe, not uttering a word, allowing Axe to make the discovery himself. As if on cue, Axe's face lit up with revelation.

"Yes! It could have been the owner of a "T-150, couldn't it!

Why didn't I think of it! All we have to do now is to shake down everyone in town who owns a T-150! It should be a piece of cake!"

Rodale shook his head. "I d o n ' t w a n t t o ...ahem...squelch your youthful enthusiasm, son, but I don't think you quite get the entire picture. It might not be quite that simple."

Axe scratched his head. "Come on, boss. There can't be THAT many T-150s around. This town isn't that big."

"You don't operate much, do you?"

"Well...I..."

"I thought so," Rodale said. "Work with me here; don't get ahead of yourself. Now, think about this. Let's assume for the sake of argument that all you've heard about the Drifty One-Fifty is true. Now, if I were the owner of a T-150, would I really give a rat's patoot how much it drifted?"

"Well, of course! Nobody wants a rig that drifts all around the band!" Axe said, innocently.

Rodale lit his pipe and stared into the distance, allowing Axe to consider the error of his thoughts. The silence was deafening.

"Okay, son. One hint," Rodale said, at last. "One hint. Just one. What does the T in T-150 stand for?"

"That's simple....Transmitter." Axe chewed on his lower lip

"Work with me here; don't get ahead of yourself. Now, think about this..."

(Continued on page 6)



(Continued from page 5)

some more, and then lit up again. "Oh.....Oh....Oh yeah! Wait a minute. Wait just one MINute! I see it now! Anyone who has to LISTEN to anyone running a T-150 must be tearing their hair out!"

Rodale nodded. "You're learning, son. Now, just how many 'victims' of a T-150's drifty signal are out there?"

Axe's countenance fell. "Oh man! There could be a hun-

dred thousand!"

Rodale took a drag on his pipe. "That's right, son. A hundred thousand. Anyone who's ever had to chase a T-150 around the band would be mad enough to kill. Or, far worse....to do....THIS!"

Axe looked across the mayhem on the shop floor, recognizing the hopelessness of tracking down the perpetrator. The entire amateur radio population had a motive. "I guess we're out of luck, aren't we,

boss? It would be like trying to find a needle in a haystack."

"No, son. Just a J-pole in a cactus grove."

"Boss?"

"You have much to learn son."

Axe sighed. "Sometimes I wonder if I'll ever cut it."

"Nonsense, son. I won't be around forever, you know. You are the best hope for the good citizens of Hallicrafter-scollinsdrakeswanheathnational ville." #

TV Pioneer Farnsworth Dies at 98

DEBBIE HUMMEL - The Associated Press

SALT LAKE CITY -- Elma Gardner "Pem" Farnsworth, the widow of television pioneer Philo T. Farnsworth and the subject of some of the first human images transmitted by his invention, has died. She was 98.

Her death Thursday was confirmed by Mary Rippley, assistant director of nursing at Avalon Care Center in Bountiful, where Farnsworth was a resident. She had been in declining health in recent years, Rippley said.

"She was a gracious lady, a loving lady. She was a beautiful lady," said niece Julie Anderson. U.S. Sen. Orrin Hatch, R-Utah, called Farnsworth a "tremendous ambassador for Utah."

"She spent many years preserving the legacy of her husband," he said in a statement. "Pem was an instrumental force in getting a statue of Philo placed in Statuary Hall in the United States Capitol, one of two representing Utah. She was a truly terrific woman, and I know she will be very missed by her family, friends and our great state."

The statue bears the inscription: "Philo Taylor Farnsworth: Inventor of Television."

Farnsworth worked by her husband's side in his laboratories and fought to assure his place in history after his death in 1971.

Elma Farnsworth was persistent in promoting her husband's legacy. He eventually was featured on a U.S. postage stamp and a historical marker was placed on the San Francisco building where the first Farnsworth television image was projected, according to the Museum of Broadcast Communications Web site.

Philo Farnsworth gave his wife equal credit in his invention saying, "my wife and I started this TV," according to Godfrey's paper.

She worked in his labs as a technician and bookkeeper and took care of the scientist, who would reportedly become so immersed in his work he would forget to eat, according to the Museum of Broadcast Communications biography of Philo Farnsworth, which was also written by Godfrey.

Farnsworth was born near Vernal on Feb. 25, 1908. Her family moved to Provo, where she met the man she would marry and call "Phil." The couple was engaged on her birthday in 1926 and married three months later. They had four

sons.


Elma Farnsworth was received with applause when she stood up at the Academy of Television Arts & Science's Emmy Awards tribute to her husband in Los Angeles in 2002.

Philo Farnsworth's first TV broadcast occurred Sept. 7, 1927, in his San Francisco lab, when he transmitted the image of a horizontal line to a receiver in the next room.

He said inspiration for his invention had come seven years earlier, while plowing a field on his family's Idaho farm. He realized an image could be scanned onto a picture tube the same way: row by row.

Credit for the invention nearly escaped Farnsworth after RCA claimed the innovation was the work of its chief television engineer, Vladimir Zworykin.

In 1935, the courts ruled on Farnsworth's patent, naming him TV's undisputed father. The decision was upheld on appeal. #



Elma Farnsworth was persistent in promoting her husband's legacy.

May AARC Meeting Notes

May 5, 2006

The May meeting of AARC was called to order by President Larry, N1TX. Congrats on all the Jpole work. Introductions were made by your name, call sign and if you are enjoying the weather.

Minutes were read and approved.

Treasurer's report:

\$748.46 in checking with the repeater fund at \$1,688.10.

Benny gave a report on the various repeaters. And John gave a report on the Manley repeater. Both of them will get together later and get the equipment needed to go up to Manley. John will be going around the middle of May; if conditions are clear, if not it will be Mid June before he can go out. Both Benny and John were thanked for their hard work and dedication.

Special Events:

Elizabeth explained about Delta Junction Days, May 27th.

The area will be similar to last year's with supporting club members helping with the different modes of communication.

Larry stated that the newsletter should be out around the end of the weekend.

Field Day – June 24-25th at Musher's Hall. Thanks Jim for scheduling that event.

Tour de Cure – Information was given by Helen on the Tour de Cure. The date is June 3rd with the route being the same as last year. A list was passed around to sign up for areas to help volunteer.

Hamfest – Jim gave a couple of locations and times for this year's Hamfest. Members voted and the Ag Museum won and Jim will see if Sept 30th is still available. The fee is \$300.

Ideas were brought up to keep the club strong all year long. Some of the ideas are

Antenna or emergency projects

Work parties and maybe meetings on Saturday

Breakfast get-togethers or lunch groups

Elections are coming up and anyone who would like to be concerned, please contact the elections committee - Larry, DanW, John or Kevin.

VE exams will be tomorrow, 5/6/06, at the Noel Wein Library at 1pm.

There was more discussion on D Star, more testers to give Ham tests, getting a core resource group together for the repeater system and getting new blood into the club. We will have more discussion at the board meeting next Thursday, May 11 at Denny's (7pm).

The meeting was adjourned with those wanting to continue on the J Pole project remaining.

Respectfully submitted,

MaryBeth KC0CWG ☺



Member Profile: KL1BE

Connie Ledlow KL1BE knew about ham radio long before she got involved with OM Larry N1TX and even considered a ticket. In fact, the mutual friend who eventually introduced the pair worked for Wayne Green W2NSD/1 on *73 Amateur Radio* and other magazines. Two years later, in 1990, Connie and Larry started dating, and amateur radio became an inextricable part of her life.

On moving to Alaska in 1998, Connie thought ham radio

would be useful to overcome the long distances of Alaska and to provide emergency service. In early 2001, her niece Jacqui expressed interest in taking the AARC tech class. Jacqui needed a ride, and Connie agreed to chauffeur and attend class. By week's end, she had passed the Tech and anxiously awaited her callsign. (Alas, poor Jacqui did not.)

To the listener, one would never have guessed Connie's first radio contacts would be working the starting line at the

Junior Yukon Quest. She handled traffic like a pro. She continues to enjoy support to the races and other events. The Yukon 800 was a favorite event two years in a row. A particularly fond memory was working the Iditerod at Nenana.

Connie also appreciates the social aspects of ham radio. Field Days with the old club in NH blossomed into a real family atmosphere. Perhaps AARC FD will grow into something similar. ☺

**DID YOU FIND
THE APRIL
FOOL'S JOKE IN
THE LAST
EDITION?**

HNH:SISSIM:WAM

Write to Your Senators in DC

The Honorable Ted Stevens
United States Senate
522 Hart Senate Office Building
Washington, D.C. 20510
(202) 224-3004
(202) 224-2354 FAX

**URGENT
MESSAGE**

The Honorable Lisa Murkowski
United States Senate
Washington, D.C. Office
709 Hart Senate Building
Washington D.C., 20510
202-224-6665

Need Senate Action to Protect Amateur Radio and Other Services from Interference

ARRL SHIFTS CONGRESSIONAL BPL FOCUS TO US SENATE

With an amendment requiring the FCC to study BPL interference now included in Section 502 of the House telecom bill, HR 5252, the ARRL is shifting its focus to the Senate. The Senate Commerce, Science and Transportation Committee will conduct hearings on its own version of telecom legislation, S2686, later this month and will begin consideration of the bill in early June. Between now and then, the ARRL is urging members in the 22 states with Senators on the Commerce, Science and Transportation Committee to write seeking support to include similar BPL study language in the Senate bill. "If we can protect Section 502 when the bill comes to the House floor for consideration, and if we can get similar language introduced on the Senate side, we'll be in a good position when and if the two bills go to a Conference Committee," observes ARRL Chief Executive Officer David Sumner, K1ZZ.

Proposed by Rep Mike Ross, WD5DVR (D-AR), the amendment to the House bill, the Communications Opportunity, Promotion and Enhancement (COPE) Act of 2006, gained the support of Committee Chairman Joe Barton (R-TX), and House Energy and Commerce Committee voted 42-12 to send the COPE Act, amendment intact, to the full House for its consideration.

The Ross amendment has received significant opposition from electric utilities. The United Telecom Council (UTC), a bulwark of BPL support and administrator of the Interference Resolution Web site, has referred to the amendment as a threat and is urging its members to contact their members of Congress regarding its inclusion.

This week the League began getting out the word via e-mail to members in states with Senators on Commerce, Science and Transportation Committee. The letter to members in targeted states asks League members to urge their Senators on the committee to support language addressing the BPL interference issue when the Senate bill is marked up in committee on June 8.

The language the League wants to see in the Senate amendment to the telecom bill would call on the FCC to "conduct, and submit to the House Energy and Commerce and the Senate Committee on Commerce, Science, and Transportation, a study of the interference potential of broadband over power line systems leading to improved rules to prevent the deployment of systems having a potential to cause destructive interference to radio communication systems."

The ARRL plea includes a sample letter <<http://www.arrrl.org/tis/info/HTML/plc/files/BPL-Amendment-SenateSampleLetter0506-Rev2.doc>>, which members are encouraged to personalize as much as possible. The League wants members to fax their letters to the number indicated in the e-mail to members plus a copy to ARRL's government relations firm Chwat & Company, ATTN: Eric Heis, KI4NFC, 625 Slaters Ln Suite 103, Alexandria, VA 22314. Fax 703-684-7594.

The sample letter points out the value of Amateur Radio's role in recent disasters, such as Hurricane Katrina. "The reason we need your help is that the FCC continues to resist growing evidence that its rules are inadequate to protect radiocommunication systems, including those relied upon by First Responders, from radio spectrum pollution caused by BPL systems," it says. "The FCC needs to objectively and carefully review this evidence and adopt rules that will keep interference from BPL within reasonable bounds."

The sample letter notes that not only has the FCC shown no inclination to do that, it's so far failed "to enforce its existing rules in specific, well documented instances of harmful interference."


"Remember that it is not BPL that we oppose, but BPL interference," Sumner emphasized this week. "Some BPL systems are designed not to cause widespread interference, but many are not. The problem is that the FCC rules don't distinguish between the two. This is unfair to licensed radio services that must deal with the consequences of spectrum pollution."

Arctic Amateur Radio Club

Membership \$20 individual, \$25 family. Send checks to AARC
PO Box 81804
Fairbanks, AK 99708
Phone: 907-479-5203
E-mail: bennie@acri.net

Visit www.kl7kc.com for the latest club news and events!

Service to Interior Alaska: We can, we will, we do.



FROM THE BOARD: REGULAR CLUB MEETINGS WILL CONTINUE THROUGH THE SUMMER. After identifying the advantages of regular opportunities for club contact throughout the year, the AARC board agreed to continue regular club meetings at IARC in June, July, and August! ☺

Thinking of buying a pre-owned rig? These are typical prices from a retailer selling used gear. Keep for hamfest reference.

DRAKE TR-3 HF XCVR.	389.95
ICOM W32A HT 2M/440	199.95
ICOM IC718 HF XCVR/DSP	479.99
ICOM IC746PRO HF/6/2	1,199.99
ICOM IC756PROII HF/6M	1,879.99
ICOM IC781 HF XCVR	2,499.99
KENWOOD TS430S HF/FLTRS	539.99
KENWOOD TS480HX 200W HF	879.99
KENWOOD TS570D(G) HF	699.99
YAESU FT1000D HF XCVR	2,499.99
YAESU FT840 HF XCVR	464.99



Nenana River Days

On Saturday, June 3, Special Event Station N7R will take to the air in honor of Nenana River Days. The amateur operators in Nenana have reserved an outside booth on Main Street for the annual community event. If it very rainy we can set up inside the community center. The main day for the Radio Demonstration will be Saturday. RSVP to Carl WL7BDO Phone 907-832-1047, email wl7bdo@arrl.net.

Calendar of Events

- May 5: Club meeting UAF IARC @ 7 PM. Pre-meeting starts at 6 PM.
- May 6: License exams, Noel Wien Library 1 PM. Contact NL7XH.
- May 11: AARC Board meeting. Airport Way Denny's 7 PM.
- May 27: Frontier Days, Delta Junction. Contact N1CKM.
- May 28-30: CQWW WPX CW, sponsored by CQ Magazine from 0000Z May 27-2400Z May 28 (see Mar QST, p 98, or www.cqwpw.com).
- June 2: Club meeting UAF IARC @ 7 PM. Pre-meeting starts at 6 PM.
- June 3: Tour-de-Cure. See page 2 for details.
- June 3: License exams, Noel Wien Library 1 PM. Contact NL7XH.
- June 8: ARRL Board meeting 7 PM. Location TBD.
- June 24-25: ARRL Field Day. Join KL7KC for fun! Contact N1TX.
- June 24; AARC Board meeting 10 AM. Field Day site. TBD.

MILITARY APPRECIATION RADIO EVENTS

May 27-May 28, 1930Z-0100Z, Fort Wayne, IN. Amateur Radio Military Appreciation Day, KC9HAJ. Military Appreciation Event on the air. 14.330 7.230 Echolink IRLP. Certificate. Emery McClendon, KB9IBW, 6116 Graymoor Ln, Fort Wayne, IN 46835. www.armad.net.

May 27-May 28, 0300Z-1600Z, Fort Monroe, VA. US Army Amateur Radio Society, W4M. Memorial Day commemoration from Fort Monroe, VA. 14.248 7.248 PSK31 & SSB. Certificate. USAARS, 244 Beauregard Heights, Hampton, VA 23669.